




KONAČNI PROGRAM

4. hrvatski kongres medicinskih biokemičara

s međunarodnim sudjelovanjem

50. obljetnica
HDM
B
50th anniversary



<http://kongres.hdmb.hr>

<http://congress.hdmb.hr>

Zadar, 24.-28. 9. 2003.

4th Croatian Congress of Medical Biochemists

with international participation



FINAL PROGRAM



4. hrvatski kongres medicinskih biokemičara
s međunarodnim sudjelovanjem
Zadar, 24. - 28. 9. 2003.

4th Croatian Congress of Medical Biochemists
with International Participation
Zadar, September 24 – 28 2003



Visoko pokroviteljstvo Predsjednika Republike Hrvatske
Under the Patronage of President of the Republic of Croatia

Gospodin / Mister **Stjepan Mesić**

Pokrovitelji / Auspices

International Federation of Clinical Chemistry
and Laboratory Medicine – IFCC



Forum of the European Societies of Clinical Chemistry
and Laboratory Medicine – FESCC





Organizator / Organizer

Hrvatsko društvo medicinskih biokemičara – HDMB
Croatian Society of Medical Biochemists – CSMB

Predsjednica Kongresa / Congress President

Elizabeta Topić

Znanstveni odbor / Scientific Committee

Ana Stavljenić-Rukavina – predsjednica / president

Dubravka Čvorišćec

Ivana Delić

Štefica Dvornik

Zlata Flegar-Meštrić

Biserka Getaldić-Švarc

Dubravka Juretić

Jadranka Sertić

Renata Zadro

Organizacijski odbor / Organizing Committee

Ljubica Bzik-Posavec

Jasminka Kronja-Negro

Branka Kunović

Nena Peran

Mario Štefanović

Ana Valčić

Nada Vrkić

Renata Zadro

Tajništvo kongresa / Congress Secretariat

Nada Vrkić

Klinički zavod za kemiju Medicinskog fakulteta
KB "Sestre milosrdnice"
Vinogradska 29
10 000 Zagreb
Tel.: +385-1-3768-280

Clinical Institute of Chemistry,
School of Medicine
Sestre milosrdnice University Hospital
Vinogradska 29
10 000 Zagreb, Croatia
Phone: +385-1-3768-280

E-mail: kongres@hdmb.hr

Službena web stranica Kongresa / Congress Official Web Site

<http://kongres.hdmb.hr>
<http://congress.hdmb.hr>

Urednici / Editors

Elizabeta Topić, Mario Štefanović, Nada Vrkić

Dizajn i grafička obrada / Design and prepress

Mario Štefanović, Inga Kaluđerović

Tisak – Print

«KIKA GRAF»

Zagreb, rujan 2003

Naklada - Edition

500 primjeraka / copies

ZLATNI SPONZOR



SREBRNI SPONZOR



BRONČANI SPONZOR:



OSTALI SPONZORI

HD

Kavlin

A&B

Medilab

ORGANIZACIJU POMOGLI

Ministarstvo znanosti i tehnologije RH
Zadarska županija
Grad Zadar
Liburnija d.o.o.

Medias d.o.o.
Medicina-promet d.o.o.
Ortho-Clinical Diagnostics a Johnson &
Johnson company S.E.



<i>Pokrovitelji</i>	3
<i>Organizatori</i>	4
<i>Sponzori</i>	5
<i>Sadržaj</i>	6
<i>Dobrodošlica</i>	7
<i>Predavači</i>	9
<i>Raspored</i>	10
<i>Znanstveni program</i>	11
<i>Poster</i>	20
<i>Obavijesti</i>	30



Poštovane kolegice i kolege,

Čestitamo Vam 50. obljetnicu HDMB i ujedno želimo dobrodošlicu na 4. hrvatski kongres medicinskih biokemičara s međunarodnim sudjelovanjem, koji se održava u Zadru, gradu duge i bogate povijesti.

Pedeset godišnje razdoblje, kao i razdoblje od proteklog kongresa, obilovalo je izrazitim mnoštvom znanstvenih spoznaja, a upravo ovaj Kongres pruža priliku za izmjenu najsvježijih informacija u svim područjima medicinske biokemije i molekularne dijagnostike, te prateće tehnologije.

Članovi Društva aktivno su promicali temeljne vrijednosti znanosti i struke tijekom čitavog 50 godišnjeg razdoblja, što dokazuju radovi obznanjeni u istaknutim domaćim i stranim časopisima, monografije, priručnici, te knjige sakupljeni u posebnom izdanju bibliografskih podataka članova HDMB, koju ćemo promovirati tijekom svečanog otvaranja Kongresa. Rezultat tako temeljitog znanstvenog i stručnog rada visoka je razina medicinske biokemije kao struke, usporediva s onom razvijenog zapadnog svijeta. Međutim, najljepši poklon za svoj 50. rođendan struka je dobila donošenjem Zakona o medicinsko-biokemijskoj djelatnosti, koji je izrađen u Hrvatskoj komori medicinskih biokemičara (HKMB) u suradnji s HDMB i nakon uloženi napore profesorice Ane Stavljenić-Rukavina, predsjednice Komore, i njenih suradnika. Zakon je prihvaćen u Saboru 22. srpnja 2003.g. te objavljen u Narodnim novinama 29. srpnja 2003. (NN 121/03), istodobno sa zakonom o liječništvu, stomatološkoj djelatnosti i ljekarništvu.

Program Kongresa ispuniti će plenarna i simpozijaska predavanja, kratka priopćenja, znanstvene i industrijom sponzorirane radionice, te poster sudionika. Osobito nam je drago što su se svi domaći i strani pozvani predavači odazvali našem pozivu da aktivno sudjeluju u radu Kongresa. Znanstveni i Organizacijski odbor dodijeliti će dvije nagrade za najbolje postere, a sudjelovanje na kongresu bodovati će se prema Pravilniku HKMB.

Društveni program biti će posebno svečan, pa s obzirom na godišnjicu, osim dobrodošlice na svečanom otvorenju, Organizacijski odbor, uz neprocjenjivu pomoć sponzora, organizira prigodni koncert, svečanu večeru te izlet u Nacionalni park Krka.

Sa željom da svojom nazočnošću i aktivnim sudjelovanjem doprinesete uspjehu 4. hrvatskog kongresa medicinskih biokemičara, te da znanstveni i društveni dio zajedno pretvorimo u izniman događaj, veselimo se Vašem dolasku!

Predsjednica 4. hrvatskog kongresa
medicinskih biokemičara

Prof. dr. Elizabeta Topić

Predsjednica Znanstvenog odbora

Prof. dr. Ana Stavljenić-Rukavina



Dear colleagues, dear friends,

We congratulate you the 50th anniversary of the Croatian Society of Medical Biochemists (CSMB) and take this opportunity to welcome you at the 4th Croatian Congress of Medical Biochemists with International Participation, held in Zadar, a town of longstanding and rich history.

This 50-year period as well as the time elapsed since the last Congress has seen an abundance of novel scientific concepts, and the present Congress offers an opportunity for exchange of the latest information in all fields of medical biochemistry and molecular diagnosis as well as in the relevant technology.

The Society members have very actively worked on the promotion of the profession throughout the 50-year period, as evidenced by contributions published in esteemed Croatian and international periodicals, along with monographs, handbooks and books. These contributions have been collected in a special issue of the CSMB bibliography to be presented during the Congress opening ceremony. Such a thorough and professional work has resulted in a high level of medical biochemistry as a profession, which is comparable to that in highly industrialized countries. However, the worthiest gift on its 50th anniversary the profession has been presented by enactment of the Act on Medical Biochemistry, elaborated by the Croatian Chamber of Medical Biochemists (CCMB) in collaboration with CSMB, and owing to great efforts invested by Professor Ana Stavljenić-Rukavina, CCMB President and her coworkers, passed at the Croatian Parliament on July 22, 2003, and proclaimed in the Official Gazette of the Republic of Croatia (No. 121/03) on July 29, 2003, along with the Act on Medicine, Dental Medicine and Pharmacy.

The program of the Congress consists of plenary and symposium lectures, short communications, scientific and industry sponsored workshops, and poster sections. We are extremely glad that all the invited lectures from Croatia and abroad have responded to our invitation to take active role in the work of the Congress. The Scientific and Organizing Committees will present two awards for the best posters, while the participation in the Congress will be scored according to the CCMB regulations.

The social program will be very solemn, consistent with the anniversary. Besides welcome cocktail, the Organizing Committee with the invaluable assistance from the sponsors, organizes a concert, gala dinner and trip to the Krka National Park.

Hoping you will contribute to the success of the 4th Croatian Congress of Medical Biochemists by your presence and active participation, and to make both scientific and social events an exceptional experience, we look forward to meet you in Zadar.

President, 4th Croatian Congress of
Medical Biochemists

Prof. Elizabeta Topić, PhD

President, Scientific Committee

Prof. Ana Stavljenić-Rukavina, PhD



POPIS PREDAVAČA / LECTURERS LIST

Počasno predavanje:

Stavljeniĉ-Rukavina, Ana - Zagreb, HR

Plenarna predavanja:

Kricka, Larry J - Philadelphia, USA

Müller, Mathias M - Vienna, AT

Paveliĉ, Krešimir - Zagreb, HR

Simpozijaska predavanja:

Albert, Winfried - Langenhagen, DE

Barišić, Karmela - Zagreb, HR

ĉukoviĉ-ĉavka, Silvija - Zagreb, HR

Davidoviĉ-Mrsiĉ, Sanja - Zagreb, HR

Dumiĉ, Jerka - Zagreb, HR

Ferrari, Maurizio - Milano, IT

Fumiĉ, Ksenija - Zagreb, HR

Griesmacher, Andrea - Innsbruck, AT

Grškoviĉ, Branka - Zagreb, HR

Herak-Kramberger, Carol M - Zagreb, HR

Ivankoviĉ, Gašpar - Varaždin, HR

Jukiĉ, Tomislav - Zagreb, HR

Lukaĉ-Bajalo, Jana - Ljubljana, SI

Mastilica, Miroslav - Zagreb, HR

Neumaier, Michael - Mannheim, DE

Oreškoviĉ, Stipe - Zagreb, HR

Paliĉka, Vladimir - Hradec Kralove, CZ

Perkov, Sonja - Zagreb, HR

Petrik, Jozsef - Zagreb, HR

Raiĉ, Biserka - Zagreb, HR

Rogiĉ, Dunja - Zagreb, HR

Rumenjak, Vlatko - Zagreb, HR

Rumora, Lada - Zagreb, HR

Samaržija, Ita - Zagreb, HR

Sandberg, Sverre - Bergen, NO

Sertiĉ, Jadranka - Zagreb, HR

Simeon-Rudolf, Vera - Zagreb, HR

Simonsson, Per - Malmö, SE

Poland, Julia - Klagenfurt, AT

Stieber, Petra - München, DE

Šimundiĉ, Ana-Maria - Zagreb, HR

Vukasoviĉ, Ines - Zagreb, HR

Zadro, Renata - Zagreb, HR

Okrugli stol:

Blaton, Victor - Brugge, BE

Bonini, Pierangelo - Milano, IT

Kricka, Larry J - Philadelphia, USA

Lang, Slobodan - Zagreb, HR

Paliĉka, Vladimir - Hradec Kralove, CZ

Znanstvene radionice:

Božina, Nada - Zagreb, HR

Coen, Desiree - Zagreb, HR

Malenica, Branko - Zagreb, HR

Samardžija, Marina - Osijek, HR

Štefanoviĉ, Mario - Zagreb, HR

Tešija, Andrea - Zagreb, HR

Topiĉ, Elizabeta - Zagreb, HR

Vogrinc, Źeljka - Zagreb, HR

Źižiĉ, Vesna - Zagreb, HR



RASPORED PREDAVANJA / PROGRAM SCHEDULE

Sati / Hours	SRI / WED (24. 9.)	ČET / THU (25. 9.)	PET / FRI (26. 9.)	SUB / SAT (27. 9.)	NED / SUN (28. 9.)	
8:30	Dolazak sudionika / Participants arriving	S1 A	S3 A	S5 A	S6 A	
10:00	Registracija / Registration	PL1 A	PL2 A	PL3 A	Zatvaranje Kongresa / Closing Ceremony	
11:30						
12:30		IR (B,C, D)	IR (B,C)			
15:00		S2 A	S4 A			
17:30		Svečano otvaranje / Opening Ceremony A	ZR1 A	Okrugli stol / Round Table A	Izlet / Excursion	
18:30		Uvodno predavanje / Opening Lecture A				
19:00						
20:00	Koktel / Cocktail	Koncert / Concert	Svečana večera / Gala Dinner			

Legenda / Legend

A, B, C, D	Dvorana / Hall A, B, C, D
S	Simpozij / Symposium
ZR	Znanstvena radionica / Scientific Workshop
IR	Industrijska radionica / Commercial Workshop
A, B, C, D	Dvorana / Hall A, B, C, D



Srijeda, 24. rujna 2003.

POPODNE / AFTERNOON

Wednesday, September 24, 2003

SVEČANO OTVARANJE / OPENING CEREMONY

18:00

DVORANA / HALL A

Pozdravi / Welcome
50. Objelnica HDMB / 50th Anniversary of HDMB
Muzički intermezzo / Music Intermezzo

18:30

Počasno predavanje / Honorary lecture

UTJECAJ GLOBALIZACIJE NA RAZVOJ ZDRAVSTVENIH SUSTAVA I ZDRAVLJE
IMPACT OF GLOBALIZATION ON HEALTH CARE SYSTEM DEVELOPMENT AND HUMAN HEALTH

Stavljenić-Rukavina, A (Zagreb)

19:00

Dodjela nagrade dr. Ibrahim Ruždić / dr. Ibrahim Ruždić award
Predstavljanje izdanja „Bibliografija HDMB“ / „HDMB Bibliography“ edition presentation

Domjenak dobrodošlice / Welcome cocktail



Četvrtak, 25. rujan 2003.

PRIJE PODNE / MORNING

Thursday, September 25, 2003

Simpozij 1 / Symposium 1

Okoliš i zdravlje / Environment and health: [S1]

Voditelji / Chairs: Juretić D, Čepelak I

DVORANA / HALL A

08:30 - 09:00

S1-1

DODACI U PREHRANI - LIJEKOVI ILI HRANA (PRIMJER: LAKTOZNA INTOLERANCIJA)**FOOD ADDITIVES - DRUGS OR FOOD (EXAMPLE: LACTOSE INTOLERANCE)**

Lukač-Bajalo, J (Ljubljana)

09:00 - 09:20

S1-2

STANIČNI MEHANIZMI TOKSIČNOSTI TEŠKIH METALA**CELL MECHANISMS OF HEAVY METAL TOXICITY**

Herak-Kramberger, CM (Zagreb)

09:20 - 09:40

S1-3

STRESNI PROTEINI NA RELACIJI STANICA - OKOLIŠ**STRESS PROTEINS BETWEEN CELL AND ENVIRONMENT**

Barišić, K (Zagreb)

Stanka / Break (15 min)

09:55 - 10:15

S1-4

OKSIDATIVNI STRES I STANIČNA SMRT**OXIDATIVE STRESS AND CELL DEATH**

Rumora, L (Zagreb)

10:15 - 10:35

S1-5

ALERGENI IZ OKOLIŠA – UZROČNICI BOLESTI I MOGUĆNOSTI LIJEČENJA**ALLERGENS FROM THE ENVIRONMENT – CAUSES OF ILLNESS AND POSSIBILITY OF TREATMENTS**

Samaržija, I (Zagreb)

10:35 - 10:55

S1-6

BIOKEMIJSKI MEHANIZMI NEFROTOKSIČNOSTI MIKOTOKSINA**BIOCHEMICAL MECHANISMS OF MYCOTOXIN NEPHROTOXICITY**

Petrik, J (Zagreb)

Plenarno predavanje I / Plenary lecture I: [PL1]

Voditelji / Chairs: Zadro R, Lukinac Lj

DVORANA / HALL A

11:30 - 12:15

PL-1

ULOGA FUNKCIONALNE GENOMIKE U ONKOLOGIJI**ROLES OF FUNCTIONAL GENOMICS IN ONCOLOGY**

Pavelić, K (Zagreb)

Industrijske radionice / Commercial workshops: [IR]

DVORANA / HALL B

12:30 - 15:00

IR1 (Roche Diagnostics, P.O. Adriatic Region, c/o Adriamed d.o.o.)**LIGHTCYCLER – AUTOMATIZIRANI GENSKI SUSTAV U MOLEKULARNOJ DIJAGNOSTICI****LIGHTCYCLER – AUTOMATED GENE SYSTEM IN MOLECULAR DIAGNOSTICS****PRIMJENA I IZAZOVI LIGHTCYCLER SUSTAVA U KLINIČKOJ MIKROBIOLOGIJI****APPLICATIONS AND CHALLENGES OF LIGHTCYCLER SYSTEM FOR THE CLINICAL MICROBIOLOGY**

Poljak, M (Ljubljana)

GENOTIPIZACIJA VARIJACIJA HUMANOG GENOMA**GENOTYPING OF HUMAN GERMLINE VARIATIONS**

Sertić, J (Zagreb)

STEČENI GENSKI POREMEĆAJI U HUMANIM BOLESTIMA**ACQUIRED GENETIC ALTERATIONS IN HUMAN DISEASES**

Zadro, R (Zagreb)



Četvrtak, 25. rujan 2003.

POS LIJEPODNE / AFTERNOON

Thursday, September 25, 2003

13:00 - 14:00 IR3 (Abbott Laboratories S.A., Diagnostics) DVORANA / HALL C

BIOKEMIJSKI ANALIZATOR ARCHITECT C8000 - RJEŠENJE ZA PROCES POSTUPNE INTEGRACIJE U BIOKEMIJSKOM LABORATORIJU
ARCHITECT C8000 BIOCHEMICAL ANALYZER – AN OPTION FOR THE PROCESS OF GRADUAL INTEGRATION IN BIOCHEMISTRY LABORATORY
 Apuokiene, E

14:00 - 15:00 IR2 (Terumo i Newport Medical GmbH) DVORANA / HALL D

VENOSAFE- SIGURNOST BEZ KOMPROMISA
CLINICAL PERFORMANCE OF A NEW VACUUM BLOOD SAMPLING TUBE: VENOSAFE - SAFETY WITHOUT COMPROMISE
 De Meyer, I (Leuven)

Simpozij 2 / Symposium 2

Nova dostignuća u onkologiji / New advances in oncology: [S2]

Voditelji / Chairs: Dvornik Š, Zadro R

DVORANA / HALL A

15:00 - 15:25 S2-1

TELOMERI, TELOMERAZA I KARCINOM
TELOMERES, TELOMERASE AND CANCER
 Ivanković, G (Varaždin)

15:25 - 15:45 S2-2

NOV PRISTUP RANOM OTKRIVANJU MALIGNIH STANICA U PERIFERNOJ KRVI
NEW APPROACH TO EARLY DETECTION OF MALIGNANT CELLS IN PERIPHERAL BLOOD
 Albert, WH (Langenhagen)

15:45 - 16:05 S2-3

ANTIGEN SPECIFIČAN ZA PROSTATU (PSA) I RANO OTKRIVANJE RAKA PROSTATE
PROSTATE SPECIFIC ANTIGEN AND EARLY DETECTION OF PROSTATE CANCER
 Stieber, P (München)

Stanka za odmor / Break (15 min)

16:20 - 16:40 S2-4

MOLEKULARNA CITOGENETIKA U OTKRIVANJU BOLESTI
MOLECULAR CYTOGENETICS IN DISEASE DETECTION
 Davidović - Mrsić, S (Zagreb)

16:40 - 17:00 S2-5

DIJAGNOSTIKA KARCINOMA ŠTITNJAJE
DIAGNOSIS OF THYROID CARCINOMA
 Jukić, T (Zagreb)

17:00 - 17:05 S2UP-1

(izbor iz postera) / (selected poster)

PREDVIĐANJE UČINKOVITOSTI KEMOTERAPIJE POMOĆU SERUMSKOG Ca 15-3 U BOLESNICA S RAKOM DOJKE
PREDICTION OF CHEMOTHERAPY EFFICACY USING SERUM Ca 15-3 IN BREAST CANCER PATIENTS
 Nekulova M, Simickova M, Pecen L, Valik D (Brno, Češka)

Znanstvena radionica 1 / Scientific Workshop 1

Farmakogenetika / Pharmacogenetics: [ZR1]

Voditelj / Moderator: Elizabeta T

DVORANA / HALL A

17:30 - 17:45 ZR1-1

FARMAKOGENETIKA: DIJAGNOSTIČKO SREDSTVO U LABORATORIJSKOJ MEDICINI
PHARMACOGENETICS: A DIAGNOSTIC TOOL IN LABORATORY MEDICINE
 Topić, E (Zagreb)

17:45 - 17:55 ZR1-2

UTJECAJ GENOTIPA CITOKROMA P450 CYP2C9 NA OSJETLJIVOST PREMA TERAPIJI VARFARINOM
EFFECT OF CYTOCHROME P450 CYP2C9 GENOTYPE ON WARFARIN SENSITIVITY
 Coen, D (Zagreb)



Četvrtak, 25. rujan 2003.

POSLIJEPODNE / AFTERNOON

Thursday, September 25, 2003

17:55 - 18:05

ZR1-3

FARMAKOGENETIKA U TERAPIJI EPILEPSIJE: VAŽNOST POLIMORFIZAMA CYP2C9, CYP2C19 I GENA MDR1 ZA INDIVIDUALIZACIJU TERAPIJE FENITOINOM
PHARMACOGENETICS IN THERAPY OF EPILEPSY: ROLE OF CYP2C9, CYP2C19 AND MDR1 GENE POLYMORPHISMS IN PHENYTOIN THERAPY INDIVIDUALIZATION
 Božina, N (Zagreb)

18:05 - 18:15

ZR1-4

GENSKI POLIMORFIZAM CYP2D6 U LIJEČENJU NEUROPSIHIJATRIJSKIH BOLESNIKA
CYP2D6 GENETIC POLYMORPHISM IN TREATMENT OF NEUROPSYCHIATRIC PATIENTS
 Štefanović, M (Zagreb)

18:15 - 18:25

ZR1-5

HOMOZIGOT CYP2C9*3 ALELA - PRIKAZ SLUČAJA BOLESNIKA NA TERAPIJI VARFARINOM
A HOMOZYGOSE FOR CYP2C9*3 ALLELIC VARIANT - CASE REPORT OF A PATIENT ON WARFARIN THERAPY
 Samardžija, M (Osijek)

13:00 – 15:00

Razgledavanje grada Zadra: posjet muzeju - "Zlato i srebro Zadra", posjet crkvi Sv. Donata i Arheološki muzej
 (Cijena: 65 Kn po osobi)

*Sightseeing of Zadar: visit to the exhibition "Gold and Silver of Zadar", visit to St. Donat Church, visit to Archeology Museum
 (Price: 65 HRK per person)*

20:00

Večernji koncert

Evening concert



Petak, 26. rujan 2003.

PRIJE PODNE / MORNING

Friday, September 26, 2003

Simpozij 3/ Symposium 3

Molekularna laboratorijska medicina / Molecular laboratory medicine: [S3]

Voditelji / Chairs: Sertić J, Barišić K

DVORANA / HALL A

08:30 - 08:50

S3-1

PRENATALNA MOLEKULARNA DIJAGNOSTIKA DANAS I SUTRA
PRENATAL MOLECULAR DIAGNOSIS TODAY AND TOMORROW
 Sertić, J (Zagreb)

08:50 - 09:10

S3-2

HEMOKROMATOZA I WILSONOVA BOLEST
HEMOCHROMATOSIS AND WILSON'S DISEASE
 Čuković-Čavka, S (Zagreb)

09:10 - 09:30

S3-3

ZNAČENJE UPORABE MOLEKULARNO-BILOŠKIH METODA U HEMATOONKOLOGIJI
ROLE OF MOLECULAR BIOLOGY METHODS IN HEMATO-ONCOLOGY
 Zadro, R (Zagreb)

09:30 - 09:50

S3-4

TESTIRANJE DNK I KONTROLA KVALITETE U LABORATORIJU ZA KLINIČKU DIJAGNOSTIKU
DNA TESTING AND QUALITY CONTROL IN THE CLINICAL DIAGNOSTIC LABORATORY
 Neumaier, M (Mannheim)

Stanka za odmor / Break (15 min)

10:05 - 10:20

S3-5

LIZOSOMSKE BOLESTI OD BIOKEMIJSKE OSNOVE DO LIJEČENJA
LYSOSOMAL DISEASES FROM BIOCHEMICAL BASIS TO TREATMENT
 Fumić, K (Zagreb)

10:20 - 10:35

S3-6

ANALIZA STANIČNOG CIKLUSA STANICA CD133+ I CD133- IZDOJENIH IZ KRVI UZETE IZ PUPKOVINE
CELL CYCLE ANALYSIS OF CD133+ AND CD133- CELLS ISOLATED FROM UMBILICAL CORD BLOOD
 Gršković, B (Zagreb)

10:35 - 10:40

S3UP-1

(izbor iz postera) / (selected poster)

LDL-RECEPTOR I HIPERKOLESTEROLEMIJA
LDL-RECEPTOR AND HYPERCHOLESTEROLEMIA
 Zrinski Topić R, Gabela O, Sertić J, Floegel M, Stavljenić-Rukavina A (Zagreb)

10:40 - 10:45

S3UP-2

(izbor iz postera) / (selected poster)

DJELOMIČNA DUPLIKACIJA 16q:KLINIČKO I CITOGENETSKO ISPITIVANJE
PARTIAL DUPLICATION 16q: CLINICAL AND CYTOGENETIC STUDY
 Petković I, Barišić I, Sansović I (Zagreb)

Plenarno predavanje II / Plenary lecture II: [PL2]

Voditelji / Chairs: Rumenjak V, Pavelić K

DVORANA / HALL A

11:30 - 12:15

PL-2

MIKROTEHNOLOGIJA I NANOTEHNOLOGIJA: UTJECAJ NA KLINIČKO LABORATORIJSKE PRETRAGE
MICROTECHNOLOGY AND NANOTECHNOLOGY: IMPACT ON CLINICAL LABORATORY TESTING
 Kricka, L J (Philadelphia)



Petak, 26. rujan 2003.

POSLIJEPODNE / AFTERNOON

Friday, September 26, 2003

Industrijske radionice / Commercial Workshop: [IR]

13:00 - 14:00 IR4 (Dade Behring) DVORANA / HALL C

NOVI DIMENSION ZA CENTRALNI LABORATORIJ / BUDUĆA DADE BEHRING PLATFORMA
NEW DIMENSION FOR THE CENTRAL LAB / THE FUTURE DADE BEHRING PLATFORM
 Missalle, J

13:00 - 14:00 IR5 (Samson informatika) DVORANA / HALL B

INFORMATIKA ('HARDWARE' I 'SOFTWARE') KAO POMOĆ U RADU LABORATORIJA
INFORMATION TECHNOLOGY (HARDWARE AND SOFTWARE) AS SERVICE IN
LABORATORY WORKFLOW
 Čuček, B (Zagreb)

Simpozij 4 / Symposium 4 Nove tehnologije u laboratorijskoj medicini/ New technologies in laboratory medicine: [S4]

Voditelji / Chairs: Topić E, Grahovac B

DVORANA / HALL A

15:00 - 15:25 S4-1

'MICROARRAY' TEHNOLOGIJA KAO NOVO SREDSTVO U SUVREMENOJ
LABORATORIJSKOJ DIJAGNOSTICI
MICROARRAY TECHNOLOGY AS A NEW TOOL IN MODERN LABORATORY DIAGNOSIS
 Ferrari, M (Milano)

15:25 - 15:50 S4-2

PROTEOMIKA: ISPITIVANJE TERAPIJSKE REZISTENCIJE U STANICAMA RAKA
PROTEOMICS: A STUDY OF THERAPY RESISTANCE IN CANCER CELLS
 Poland, J (Klagenfurt)

15:50 - 16:15 S4-3

TEHNIKA MIKRODIJALIZE U PRAĆENJU TKIVNIH PROMJENA KOD BOLESTI U LJUDI
MICRODIALYSIS TECHNIQUE IN THE MONITORING OF TISSUE CHANGES IN HUMAN
DISEASE
 Palicka, V (Hradec Kralove)

Stanka za odmor / Break (15 min)

16:30 - 16:45 S4-4

GLIKANSKE STRUKTURE – IZVOR NOVIH INFORMACIJA U DIJAGNOSTICI
GLYCAN STRUCTURES – A SOURCE OF NEW DIAGNOSTIC INFORMATION
 Dumić, J (Zagreb)

16:45 - 17:00 S4-5

SMJERNICE STARD ZA PRIKAZ REZULTATA ANALIZE DIJAGNOSTIČKE TOČNOSTI
THE STARD INITIATIVE FOR REPORTING OF STUDIES OF DIAGNOSTIC ACCURACY
 Šimundić, AM (Zagreb)

17:00 - 17:15 S4UP-1

(izbor iz postera) / (selected poster)

DOKAZIVANJE HERPES SIMPLEX VIRUSA TEHNIKOM PCR U STVARNOM VREMENU
DETECTION OF HERPES SIMPLEX VIRUS BY REAL-TIME PCR
 Kozic S, Vince A, Iščić-Beš J, Baća Vrakela I, Kutela N (Zagreb)

Okrugli stol: Konsolidacija i harmonizacija laboratorija / Round table: Laboratory consolidation and harmonization

Voditelj / Moderator: Stavljenić-Rukavina A

DVORANA / HALL A

17:30 - 19:00

Postoji li europski model za laboratorijsku medicinu?
 Kako nova tehnologija utječe na upravljanje laboratorijem?
 Javna/privatna suradnja u laboratorijskoj službi
 Utjecaj konsolidacije i harmonizacije na visoki stupanj obrazovanja
 Tko su voditelji laboratorija u budućnosti?
 Is there an European model for laboratory medicine?
 How do new technologies affect laboratory management?
 Public/private partnership in laboratory service
 The impact of consolidation and harmonization on high level education
 Who are the laboratory leaders of the future?
 Sudjeluju / Participants:
 Blaton V, Bonini P, Kricka LJ, Lang S, Palička V



Petak, 26. rujan 2003.

POSLIJEPODNE / AFTERNOON

Friday, September 26, 2003

Znanstvena radionica 2 / Scientific Workshop 2

Autoimune bolesti / Autoimmune diseases: [ZR2]

Voditelj / Moderator: Malenica B

DVORANA / HALL B

17:30 - 17:50

ZR2-1

LABORATORIJSKI STANDARDI U DIJAGNOSTICI I PRAĆENJU TERAPIJE AUTOIMUNIH BOLESTI**LABORATORY STANDARDS IN THE DIAGNOSIS AND THERAPY MONITORING OF AUTOIMMUNE DISEASES**

Malenica, B (Zagreb)

17:50 - 18:05

ZR2-2

NOVI BIOMARKERI U PRAĆENJU BOLESNIKA S REUMATOIDNIM ARTRITISOM**NEW BIOMARKERS IN MONITORING OF PATIENTS WITH RHEUMATOID ARTHRITIS**

Tešija, A (Zagreb)

18:05 - 18:20

ZR2-3

AUTOIMUNI ASPEKTI CELIJAKIJE I CROHNOVE BOLESTI U DJECE**AUTOIMMUNE ASPECTS OF CELIAC AND CROHN'S DISEASE IN CHILDREN**

Žižić, V (Zagreb)

18:20 - 18:35

ZR2-4

DISTRIBUCIJA O ApoH OVISNIH AUTOPROTUTIJELA I ApoH FENOTIPOVA UNUTAR ODABRANE SKUPINE ISPITANIKAJI KOJI ISKAZUJU LUPUS ANTIKOAGULANS**DISTRIBUTION OF ApoH DEPENDENT AUTOANTIBODIES AND ApoH PHENOTYPES AMONG SELECTED SUBJECTS SHOWING LUPUS ANTICOAGULANT ACTIVITY**

Vogrinc, Ž (Zagreb)

20:00

Svečana večera (uključena u cijenu pune kotizacije)

Gala dinner (included in registration for full participants)



Subota, 27. rujan 2003.

PRIJE PODNE / MORNING

Saturday, September 27, 2003

Simpozij 5 / Symposium 5 Laboratorijska medicina temeljena na dokazima / Evidence based laboratory medicine: [S5]

Voditelji / Chairs: Rogić D, Kunović B

DVORANA / HALL A

08:30 - 08:50

S5-1

BOLESTI DVADESETOGA STOLJEĆA: PROBLEMI DVADESETPRVOGA STOLJEĆA?**TWENTIETH CENTURY DISEASES: TWENTY-FIRST CENTURY PROBLEMS?**

Orešković, S (Zagreb)

08:50 - 09:00

S5-2

LABORATORIJSKA MEDICINA TEMELJENA NA DOKAZIMA - UVODNA RIJEC**EVIDENCE-BASED LABORATORY MEDICINE - INTRODUCTORY REMARKS**

Rogić, D (Zagreb)

09:00 - 09:20

S5-3

OSNIVANJE PODRUŽNICE COCHRANE COLLABORATION U HRVATSKOJ**ESTABLISHMENT OF A COCHRANE COLLABORATION BRANCH IN CROATIA**

Mastilica, M (Zagreb)

Stanka za odmor / Break (15 min)

09:35 - 10:05

S5-4

LABORATORIJSKA MEDICINA TEMELJENA NA DOKAZIMA I ŠEĆERNA BOLEST**EVIDENCE BASED LABORATORY MEDICINE (EBLM) AND DIABETES MELLITUS**

Sandberg, S (Bergen)

10:05 - 10:30

S5-5

BILJEZI ALKOHOLIZMA – PRISTUP TEMELJEN NA DOKAZIMA**MARKERS OF ALCOHOLISM – EVIDENCE BASED APPROACH**

Simonsson, P (Malmö)

10:30 - 10:45

S5-6

POBOLJŠANJE RADNOG PROTOKA I ISKORIŠTENOSTI U LABORATORIJU SVEUČILIŠNE BOLNICE**IMPROVING THE WORKFLOW AND USAGE OF AN UNIVERSITY HOSPITAL LABORATORY**

Griesmacher, A (Innsbruck)

Plenarno predavanje III / Plenary lecture III: [PL3]

Voditelji / Chairs: Stavljenić–Rukavina A, Topić E

DVORANA / HALL A

11:30 - 12:15

PL-3

RAZBORITA UPORABA LABORATORIJSKIH TESTOVA**EXPANDING THE RATIONALITY IN THE USE OF LABORATORY TESTS**

Müller, M (Vienna)

Zajednički izlet na slapove Krke (Cijena: 130 HRK po osobi)

Trip to the Krka National park (Price: 130 HRK per person)



Nedjelja, 28. rujan 2003.

PRIJE PODNE / MORNING

Sunday, September 28, 2003

Simpozij 6 / Symposium 6

Hitna laboratorijska dijagnostika / Emergency laboratory diagnosis: [S6]

Voditelji / Chairs: Flegar-Meštrić Z, Getaldić-Švarc B

DVORANA / HALL A

08:30 - 09:00

S6-1

PRETRAGE UZ BOLESNIKA: PREGLED I POGLED U BUDUĆNOST**POINT OF CARE TESTING: AN OVERVIEW AND LOOK TO THE FUTURE**

Rumenjak, V (Zagreb)

09:00 - 09:20

S6-2

OSIGURANJE KVALITETE PRETRAGA UZ BOLESNIKA**POINT OF CARE QUALITY ASSURANCE**

Perkov, S (Zagreb)

09:20 - 09:50

S6-3

DIJAGNOSTIČKA VAŽNOST BRZOG FENOTIPIZIRANJA SERUMSKE**BUTIRILKOLINESTERAZE****DIAGNOSTIC ROLE OF RAPID SERUM BUTYRYLCHOLINESTERASE PHENOTYPING**

Simeon-Rudolf, V (Zagreb)

Stanka za odmor / Break (15 min)

10:05 - 10:25

S6-4

ZNAČENJE LABORATORIJSKE DIJAGNOSTIKE U MOŽDANOM UDARU**THE ROLE OF LABORATORY DIAGNOSIS IN STROKE**

Vukasović, I (Zagreb)

10:25 - 10:45

S6-5

DIJAGNOSTIKA SUSTAVA ZGRUŠAVANJA I FIBRINOLIZE U PORODNIŠTVU**COAGULATION AND FIBRINOLYSIS DIAGNOSIS IN OBSTETRICS**

Raić, B (Zagreb)

10:45 - 10:55

S6UP-1

(izbor iz postera) / (selected poster)

VAŽNOST TIMSKOG PRISTUPA U 'POINT OF CARE' DIJAGNOSTICI**IMPORTANCE OF TEAM APPROACH IN POINT OF CARE DIAGNOSIS**

Brkljačić V, Juričić Lj, Rogić D (Zagreb)

Zatvaranje Kongresa / Congress closing



POSTERSKE SEKCIJE / POSTER SECTIONS

Posterska sekcija I (posteri P1-1 do P7-17): četvrtak 25.9.2003. 12:30 – 13:00
 Posterska sekcija II (posteri P8-1 do P9-26): petak 26.9.2003. 12:30 – 13:00

Poster section I (posters P1-1 to P7-17): Thursday September 25 2003 12:30 – 13:00
 Poster section II (posters P8-1 to P9-26): Friday September 26 2003 12:30 – 13:00

Bolesti hematopoetskog sustava / Diseases of Hematopoietic system: [P1]	21
Bolesti jetre / Liver diseases: [P2]	22
Bolesti krvožilnog sustava i dijagnostika hitnih stanja / Cardiovascular diseases and emergency diagnosis: [P3]	22
Bolesti koštanog i vezivnog sustava / Bone and connective tissue diseases: [P4]	24
Endokrinološke bolesti / Endocrine diseases: [P5]	24
Neurodegenerativne bolesti / Neurodegenerative diseases: [P6]	25
Procjena analitičkih tehnika i metoda / Evaluation of analytical techniques and methods: [P7]	25
Laboratorijski informatički sustavi / Information systems in laboratory: [P8]	27
Razno / Miscellanea: [P9]	27

Bolesti hematopoetskog sustava / Diseases of hematopoetic system

[P1]

P1-1

UTJECAJ ERITROPOETINA NA VRIJEDNOSTI KRVNE SLIKE KOD HEMODIJALIZIRANIH BOLESNIKA
EFFECT OF ERYTHROPOIETIN ON BLOOD TEST RESULTS IN HEMODIALYSIS PATIENTS

Bošnjak N, Sapunar A, Dujmov I

P1-2

ODREĐIVANJE sTRANSFERIN RECEPTORA, TRANSFERINA I ŽELJEZA U REFERENTNOJ GRUPI
ODRASLIH ŽENA
DETERMINATION OF SOLUBLE TRANSFERRIN RECEPTOR, TRANSFERRIN AND IRON IN A
REFERENCE GROUP OF ADULT FEMALES

Mladina B, Sapunar A, Dujmov I, Ivelja N

P1-3

TOPLJIVI SERUMSKI TRANSFERINSKI RECEPTOR sTfR I INDEKS sTfR /LOG FERRITIN U
SIDEROPENIČNOJ ANEMIJI I ANEMIJI KRONIČNE BOLESTI
SOLUBLE SERUM TRANSFERRIN RECEPTOR (sTfR) AND sTfR/LOG FERRITIN INDEX IN IRON
DEFICIENCY ANEMIA AND ANEMIA IN CHRONIC DISEASE

Margetić S, Topić E, Kvaternik M, Ružić-Ferenec D, Bubenik V

P1-4

IMUNOFENOTIPIZACIJA U RAZLIKOVANJU TRIHOLEUKEMIJE (TL) I SPLENIČNOG LIMFOMA SA
VILOZNIH LIMFOCITIMA (SLVL)
FLOW CYTOMETRY METHOD (FCM) IN DISTINCTION BETWEEN HAIRY CELL LEUKEMIA (HCL) AND
SPLenic LYMPHOMA WITH VILLOUS LYMPHOCYTES (SLVL)

Kardum Paro MM, Šiftar Z, Nazor A, Kušec R, Kardum-Skelin I, Šušterčić D, Jakšić B,

P1-5

KARAKTERIZACIJA AKUTNE MIJELOIČNE LEUKEMIJE PROTOČNOM CITOMETRIJOM
FLOW CYTOMETRIC CHARACTERIZATION OF ACUTE MYELOID LEUKEMIA A RETROSPECTIVE
STUDY

Šiftar Z, Kardum-Paro MM, Kušec R, Nazor A, Kardum-Skelin I, Šušterčić D, Jakšić B, Minigo H

P1-6

UČESTALOST MOLEKULARNIH IZOFORMI BCR/ABL p210 I NJIHOVO KLINIČKO ZNAČENJE U
BOLESNIKA S KRONIČNOM MIJELOIČNOM LEUKEMIJOM
FREQUENCY OF BCR/ABL p210 MOLECULAR ISOFORMS AND THEIR CLINICAL SIGNIFICANCE IN
PATIENTS WITH CHRONIC MYELOGENOUS LEUKEMIA

Bobetić - Vranić T, Marušić-Vrsalović M, Mandušić T, Šiftar Z, Kardum-Skelin I, Minigo H, Jakšić B, Kušec R

P1-7

PRAĆENJE MINIMALNE OSTATNE BOLESTI U AKUTNIM MIJELOIČNIM LEUKEMIJAMA SEMI-
KVANTITATIVNOM METODOM RT-PCR
MONITORING OF MINIMAL RESIDUAL DISEASE IN ACUTE MYELOID LEUKEMIA BY SEMI-
QUANTITATIVE RT-PCR

Šiftar Z, Bobetić-Vranić T, Marušić-Vrsalović M, Kardum-Skelin I, Jakšić B, Minigo H, Kušec R,

P1-8

OTKRIVANJE AML1/ETO PRIJEPISA U BOLESNIKA S t(8;21) PRI DIJAGNOZI I TIJEKOM TERAPIJE
POMOĆU KVANTITATIVNE POLIMERAZNE LANČANE REAKCIJE
MOLECULAR MONITORING OF AML1/ETO TRANSCRIPT IN AML PATIENTS AT DIAGNOSIS AND
FOLLOW-UP BY QUANTITATIVE PCR

Zadro R, Kastelić R, Bulum J, Rajić Lj, Stavljenić-Rukavina A, Labar B

P1-9

ZNAČI LI NIZAK BROJ TROMBOCITA UVIJEK I TROMBOCITOPENIJU?
DOES A LOW PLATELET COUNT ALWAYS IMPLY THROMBOCYTOPENIA?

Bernt - Živković T, Kralik S, Mayer V, Suchanek E

P1-10

SADRŽAJ HEMOGLOBINA U RETIKULOCITIMA – Chr: PARAMETAR ZA PROCJENU NEDOSTATKA
ŽELJEZA U BOLESNIKA LIJEČENIH HEMODIJALIZOM
RETICULOCYTE HEMOGLOBIN CONTENT – Chr: PARAMETER IN THE EVALUATION OF IRON
DEFICIENCY IN HEMODIALYSIS PATIENTS

Perović E, Sambunjak J, Klarić D, Valčić A

Bolesti jetre / Liver diseases

[P2]

P2-1

DIJAGNOSTIČKA VRIJEDNOST ODREĐIVANJA TROPONINA I U BOLESNIKA S AKUTNIM KOLECISTITISOM**DIAGNOSTIC EVALUATION OF TROPONIN-I IN PATIENTS WITH ACUTE CHOLECYSTITIS***Jagić V, Babić Ž, Lazić J, Rumenjak V, Marušić M*

P2-2

ODREĐIVANJE MAGNEZIJA U KRONIČNIH ALKOHOLIČARA**DETERMINATION OF MAGNESIUM IN CHRONIC ALCOHOLICS***Ruljančić N, Rumenjak V*

P2-3

REZULTATI TESTIRANJA TRUDNICA I NOVIH DAVATELJA KRVI NA BILJEGE HEPATITISA B I SIFILISA SYPHILIS AND HEPATITIS B MARKER SCREENING IN THE PREGNANT WOMEN AND OF FIRST TIME BLOOD DONORS IN THE ZAGREB AREA*Mihaljević I, Lovrić M, Strahija-Tomić K, Balića M, Jukić I*

P2-4

RAZINE ENDOTELINA (1-21) U RAZLIČITIM STUPNJEVIMA ALKOHOLNE CIROZE JETRE**ENDOTHELIN (1-21) LEVELS IN VARIOUS DEGREES OF ALCOHOLIC LIVER CIRRHOSIS***Antoljak N, Peran N, Vrkić N, Begonja A, Topić E, Duvnjak M*

P2-5

SADRŽAJ ZASIĆENIH I NEZASIĆENIH MASNIH KISELINA U TKIVU REGENERIRAJUĆE JETRE MIŠEVA NAKON DJELOMIČNE HEPATEKTOMIJE**GROWTH-ASSOCIATED CHANGES IN FATTY ACID COMPOSITION IN MURINE REGENERATING LIVER AFTER PARTIAL HEPATECTOMY***Giacometti J, Tota M, Cuk M, Radosevic-Stasic B*

Bolesti krvožilnog sustava i dijagnostika hitnih stanja / Cardiovascular diseases and emergency cases diagnosis

[P3]

P3-1

PRAĆENJE UPALNOG ODGOVORA NAKON AORTOKORONARNOG PREMOŠTAVANJA OVISNO O PRIMJENI IZVANTJELESNOG KRVOTOKA**MONITORING INFLAMMATORY RESPONSE AFTER AORTOCORONARY BYPASS DEPENDING ON THE USE OF CARDIOPULMONARY BYPASS***Brkić K, Sutlić Ž, Biočina B, Rudež I, Unić D, Barić D, Šprajc N,*

P3-2

BILJEZI PROTEINURIJE KOD KARDIOLOŠKIH BOLESNIKA S PREMOŠTAVANJEM ARTERIJSKIH GRAFTOVA**MARKERS OF PROTEINURIA IN CARDIOLOGIC PATIENTS WITH ARTERIAL GRAFTS BYPASS***Matišić D, Bilić K, Rogić J, Čvorišćec D, Gašparović H, Jelić I*

P3-3

KONCENTRACIJE ENDOTELINA-1 KOD BOLESNIKA S INFARKTOM MIOKARDA TIJEKOM FIBRINOLITIČKE TERAPIJE**ENDOTHELIN-1 LEVELS DURING FIBRINOLYTIC THERAPY IN PATIENTS WITH MYOCARDIAL INFARCTION***Rumenjak V, Jug M, Popović M, Goldner V, Brkljačić V*

P3-4

ENDOTELIN I ČINITELJ RASTA JETRE U BOLESNIKA S KORONARNOM BOLESTI SRCA**ENDOTHELIN AND HEPATOCYTE GROWTH FACTOR IN PATIENTS WITH CORONARY ARTERY DISEASE***Antoljak N, Vrkić N, Begonja A, Nikolić-Heitzler V, Bulj N*

P3-5

SRČANI NATRIJURETSKI PEPTIDI (ANP, BNP) KAO INDIKATORI FUNKCIJE DESNE I LIJEVE KLIJETKE**ATRIAL NATRIURETIC PEPTIDE (ANP) AND BRAIN NATRIURETIC PEPTIDE (BNP) AS INDICATORS OF OF LEFT AND RIGHT VENTRICULAR FUNCTION***Žigman M, Lukinac L, Balenović A, Planinc D, Kusić Z*



P3-6

ODREĐIVANJE TROPONINA I NAKON OPERATIVNE UGRADNJE SRČANIH PREMOŠNICA
CARDIAC TROPONIN I DETERMINATION AFTER CORONARY ARTERY BYPASS SURGERY
Fressl G, Rogić D, Belina D, Fucek M

P3-7

POLIMORFIZMI GENA ZA CETP U BOLESNIKA S KORONARNOM BOLEŠĆU SRCA (ZAGREB KOHORTA)
POLYMORPHISMS OF CETP GENE IN PATIENTS WITH CORONARY ARTERY DISEASE (ZAGREB COHORT)
Ferenčak G, Gršković B, Cheng S, Skodlar J, Šesto M, Stavljenić-Rukavina A

P3-8

UTJECAJ POLIMORFIZAMA U GENU ZA LIPOPROTEIN-LIPAZU NA KORONARNU BOLEST SRCA I PLAZMATSKE LIPIDE U ZAGREBAČKOJ KOHORTI
THE INFLUENCE OF LIPOPROTEIN LIPASE GENE POLYMORPHISMS ON CORONARY ARTERY DISEASE AND PLASMA LIPIDS IN ZAGREB COHORT
Pašalić D, Ferenčak G, Gršković B, Cheng S, Fijal B, Šesto M, Skodlar J, Stavljenić-Rukavina A

P3-9

POLIMORFIZMI PON1 I PON2 GENA U BOLESNIKA S KORONARNOM BOLEŠĆU SRCA (ZAGREBAČKA KOHORTA)
POLYMORPHISMS OF PON1 AND PON2 GENES IN PATIENTS WITH CORONARY ARTERY DISEASE (ZAGREB COHORT)
Ferenčak G, Gršković B, Cheng S, Skodlar J, Šesto M, Stavljenić-Rukavina A

P3-10

POVEZANOST POLIMORFIZAMA U GENIMA KOJI KODIRAJU KOAGULACIJSKE I ČIMBENIKE FIBRINOLIZE S KORONARNOM BOLEŠĆU SRCA
ASSOCIATION OF COAGULATION AND FIBRINOLYSIS GENE POLYMORPHISMS WITH CORONARY ARTERY DISEASE
Coen D, Ferenčak G, Gršković B, Cheng S, Šesto M, Skodlar J, Stavljenić-Rukavina A,

P3-11

BILJEZI FIBRINOLIZE ZA VRIJEME OPERACIJE REVASKULARIZACIJE MIOKARDA
FIBRINOLYTIC MARKERS DURING ARTERIAL REVASCULARIZATION
Živković M, Brkić K, Nikić N, Hašperger D, Romić Ž

P3-12

PROFIL LIPIDA I FENOTIPOVI APO H U ISPITANIKAMA S DISLIPIDEMIJAMA KOJE ISKAŽUJU RAZLIČITU DISTRIBUCIJU VELIČINA LDL ČESTICA
LIPID PROFILE AND APO H PHENOTYPES AMONG DISLIPIDEMIC SUBJECTS SHOWING DIFFERENT LDL PARTICLE SIZE DISTRIBUTION
Trbojević-Čepe M, Vogrinc Ž, Zrinski-Topić R, Stavljenić-Rukavina A

P3-13

RAZINA HOMOCISTEINA PLAZME KOD PACIJENATA NA HEMODIJALIZI
TOTAL PLASMA HOMOCYSTEIN LEVELS IN PATIENTS WITH END-STAGE RENAL DISEASE
Škorvaga S, Garilović J, Včelik M

P3-14

PRIKAZ SRČANIH PARAMETARA U RANOJ DIJAGNOZI AKUTNOG INFARKTA MIOKARDA
EVALUATIONS CARDIAC MARKERS IN EARLY DIAGNOSIS ACUTE MYOCARDIAL INFARCTION
Hrabrić S, Čuka Husnjak S, Dvornik Š

P3-15

KONCENTRACIJA C-REAKTIVNOG PROTEINA U LIKVORU TIJEKOM AKUTNOG INFEKTIVNOG MENINGITISA
C-REACTIVE PROTEIN CONCENTRATIONS IN CEREBROSPINAL FLUID DURING ACUTE INFECTIVE MENINGITIS
Suljević E, Jadrić R

P3-16

LIPIDSKI STATUS JEDNE GRUPE RADNO SPOSOBNIH ISPITANIKAMA
LIPID STATUS OF ONE CAPABLE WORKING GROUP OF EXAMINEES
Mirjanić-Azarić B, Đerić M, Popović M, Saničanin Z

P3-17

UTJECAJ VALSARTANA NA AKTIVNOST Na⁺/K⁺-ATPaze U KORI BUBREGA ŠTAKORA
EFFECT OF VALSARTAN ON THE Na⁺/K⁺-ATPase ACTIVITY OF RAT'S RENAL CORTEX
Knežević A, Samaržija I

Bolesti koštanog i vezivnog sustava / Bone and connective tissue diseases

[P4]

P4-1

PROMJENA BAZNIH VRIJEDNOSTI BIOKEMIJSKIH MARKERA PREGRADNJE KOSTI OSTEOKALCINA I 'BETA-CROSSLAPSA'
THE BASELINE LEVELS CHANGE OF BIOCHEMICAL MARKERS OF BONE TURNOVER OSTEOCALCIN AND BETA-CROSSLAPS
Rako I, Bulatović G, Bašić-Marković N

P4-2

VRIJEDNOSTI KOŠTANIH MARKERA OSTEOKALCINA I 'BETA-CROSSLAPS' U PLAZMI KOD ŽENA OD 35-55 GODINA NA PODRUČJU SPLITA
BONE MARKERS OSTEOCALCIN AND BETA-CROSSLAPS PLASMA CONCENTRATIONS IN 35-55 AGED WOMEN IN SPLIT AREA
Zlodre S

P4-3

PROTUTIJELA NA OKSIDIRANI LDL U SISTEMSKOM LUPUSU I REUMATOIDNOM ARTRITISU
ANTIBODIES AGAINST OXIDIZED LDL IN SYSTEMIC LUPUS ERYTHEMATOSUS AND RHEUMATOID ARTHRITIS
Beljan B, Matica J, Bilić-Zulle L, Fišić E, Dvornik Š

P4-4

IMUNOLOŠKI STATUS KOD BOLESNIKA SA SISTEMSKIM ERITEMSKIM LUPUSOM
IMMUNE STATUS IN PATIENTS WITH SYSTEMIC LUPUS ERYTHEMATOSUS
Peran N, Meniga D, Reškov Ž, Pamuković-Jaram D

P4-5

IZOENZIMI ALKALNE FOSFATAZE U BENIGNOJ TRANZITORNOJ HIPERFOSFATAZEMIJU
ALKALINE PHOSPHATASE ISOENZYMES IN BENIGN TRANSITORY HYPERPHOSPHATASEMIA
Milanović-Stipković B, Jurčić Z, Topić E, Žaja-Franulović O

Endokrinološke bolesti / Endocrinology diseases

[P5]

P5-1

METODA ODREĐIVANJA URINARNIH KATEKOLAMINA KORISTEĆI TEKUĆINSKU KROMATOGRAFIJU VISOKOG RAZLUČIVANJA UZ FLUORESCENTNI DETEKTOR
DETERMINATION OF URINARY CATECHOLAMINES BY HIGH PERFORMANCE LIQUID CHROMATOGRAPHY WITH FLUORESCENCE DETECTION
Petek Tarnik I, Petek M

P5-2

EVALUACIJA METODA PRETRAŽIVANJA MIKROALBUMINURIJE
EVALUATION OF SCREENING METHODS FOR MICROALBUMINURIA
Vučić Lovrenčić M, Božičević S, Ljubić S, Božek T, Mesić R, Ročić B, Metelko Ž,

P5-3

UČINAK PROTEINA IZ 'URTICAE FOLIUM' - LISTA KOPRIVE NA KONCENTRACIJU GLUKOZE U KRVI NOD MIŠEVA
EFFECT OF URTICAE FOLIUM - NETTLE LEAF DERIVED PROTEIN ON BLOOD GLUCOSE IN NOD MICE
Petlevski R, Hadžija M, Slijepčević M, Juretić D

P5-4

AKTIVNOST GLUTATION PEROKSIDAZE I KONCENTRACIJA SELENIJA U HIPERTIREOZNIH BOLESNICA
ACTIVITY OF GLUTATHIONE PEROXIDASE AND SELENIUM CONCENTRATION IN HYPERTHYROID WOMEN
Mayer LJ, Romić Ž, Škreb F, Bačić-Vrca V, Čepelak I, Žanić-Grubišić T

Neurodegenerativne bolesti / Neurodegenerative diseases

[P6]

P6-1

POLIMORFIZAM GLUTATION S-TRANSFERAZE P1 I RIZIK OD ALZHEIMEROVE BOLESTI
GLUTATHIONE S-TRANSFERASE P1 POLYMORPHISM AND RISK OF ALZHEIMER'S DISEASE
 Žuntar I, Kalanj-Bognar S, Topić E, Štefanović M, Petlevski R, Demarin V, Maleš Ž,

P6-2

HITOTRIOZIDAZA U PRAĆENJU ENZIMSKE ZAMJENSKE TERAPIJE GAUCHEROVE BOLESTI U HRVATSKOJ
CHITOTRIOSIDASE IN MONITORING ENZYME REPLACEMENT THERAPY FOR GAUCHER'S DISEASE IN CROATIA
 Maradin M, Fumić K, Mrsić M

Procjena analitičkih tehnika i metoda / Evaluation of analytical techniques and methods

[P7]

P7-1

POUZDANOST ODREĐIVANJA PROTROMBINSKOG VREMENA I AKTIVIRANOG PARCIJALNOG TROMBOPLASTINSKOG VREMENA NA COAGUCHEK PRO DM
RELIABILITY OF PROTHROMBIN AND ACTIVATED PARTIAL THROMBOPLASTIN TIME ON COAGUCHEK PRO DM
 Coen D, Miloš M, Zadro R

P7-2

NEUSKLADENOSTI REZULTATA KEMIJSKE ANALIZE MOKRAĆE TEST TRAKOM U VANJSKOJ PROCJENI RADA MEDICINSKO-BIOKEMIJSKIH LABORATORIJA
INCONSISTENCY OF THE RESULTS OF URINALYSIS USING MULTIPROPERTY STRIPS IN THE EXTERNAL QUALITY ASSESSMENT
 Sikirica M, Juretić D, Flegar-Meštrić Z

P7-3

UTJECAJ AUTOMATIZIRANOG POSTUPKA ODREĐIVANJA NA REZULTATE PROTROMBINSKOG VREMENA PV-INR U PROGRAMU VANJSKE PROCJENE RADA MEDICINSKO-BIOKEMIJSKIH LABORATORIJA
THE EFFECT OF PROTHROMBIN TIME PT-INR DETERMINATED BY COAGULOMETER ON LABORATORY OUTCOME THROUGH RESULTS OF EXTERNAL QUALITY ASSESSMENT
 Povjerenstvo za vanjsku procjenu kakvoće rada medicinsko-biokemijskih laboratorija Hrvatskog društva medicinskih biokemičara:
 Parag G, Juretić D, Flegar-Meštrić Z

P7-4

ANALITIČKA PROCJENA ANLIZATORA ZA ODREĐIVANJE KONCENTRACIJE Na, K, Cl, Ca²⁺ I pH U SERUMU I PUNOJ KRVI
ANALITICAL ASSESSEMENT OF ANALYZER FOR DETERMINATION OF CONCENTRATIUM OF SODIUM, POTASSIUM, CHLORIDE, Ca²⁺ AND pH IN SERUM AND WHOLE BLOOD
 Milardović S, Rumenjak V

P7-5

PRIPRAVA NACIONALNOG STANDARDA ZA HEPATITIS B POVRŠINSKI ANTIGEN (HBsAs)
NATIONAL HEPATITIS B SURFACE ANTIGEN (HBsAs) STANDARD PREPARATION
 Glavaš K, Mihaljević I

P7-6

USPOREDBA TRIJU RAZLIČITIH TESTOVA ZA CRP U SERUMU
COMPARISON OF THREE SERUM CRP ASSAYS
 Marević S, Sokolić B, Neumann I, Petres B

P7-7

UTJECAJ FIBRINOGENA I LUPUS ANTIKOAGULANATA NA PROCJENU AKTIVNOSTI ANTIKOAGULANTNOG PUTA PROTEINA C DADE BEHRINGOVIM 'PROC GLOBAL' TESTOM
INFLUENCE OF FIBRINOGEN AND LUPUS ANTICOAGULANTS ON EVALUATION OF THE ACTIVITY OF THE PROTEIN C ANTICOAGULANT PATHWAY USING DADE BEHRING PROC GLOBAL TEST
 Pauković Sekulić B, Salamunić I, Galetović A, Bilopavlović N



P7-8

PROCJENA REAGENSA TVRTKE PLIVA ZA ODREĐIVANJE KALCIJA, FOSFORA I MAGNEZIJA
EVALUATION OF PLIVA REAGENTS FOR DETERMINATION OF CALCIUM, PHOSPHORUS AND
MAGNESIUM

Županić D, Vlašić-Tanasković J

P7-9

PROCJENA LASERSKOG HEMATOLOŠKOG ANALIZATORA CELL DYN 3700 SL
EVALUATION OF CELL DYN 3700 SL HAEMATOLOGY ANALYZER

Suljević E, Fazlić M, Čorić J

P7-10

ANALITIČKA PROCJENA ANALIZATORA OLYMPUS AU2700
ANALYTICAL EVALUATION OF OLYMPUS AU2700 ANALYZER

Juriček J, Brkić K, Šprajc N, Romić Ž

P7-11

USPOREDBA BRZINE SEDIMENTACIJE ERITROCITA ODREĐENE POMOĆU AUTOMATIZIRANOG
SUSTAVA SEDITAINER I BD VACUTAINERA
COMPARISON OF ERYTHROCYTE SEDIMENTATION RATE USING SEDITAINER AUTOMATED SYSTEM
AND BD VACUTAINERS

Matica J, Bilić-Zulle L, Beljan B, Fišić E, Dvornik Š

P7-12

ODREĐIVANJE AKTIVNOSTI LAKTAT DEHIDROGENAZE – NAŠA ISKUSTVA I ODLUKA O METODI
IZBORA
DETERMINATION OF LACTATE DEHYDROGENASE ACTIVITY – OUR EXPERIENCE AND DECISION ON
THE METHOD OF CHOICE

Leniček Krleža J, Čurić D, Tadić I, Brkić K, Žižić V, Nakić M

P7-13

UTJECAJ RAZLIČITIH METODA PROCJENE REAKCIJSKE KRIVULJE NA REZULTATE AKTIVIRANOG
PARCIJALNOG TROMBOPLASTINSKOG VREMENA
IMPACT OF DIFFERENT EVALUATION MODES FOR THE DETECTION OF CLOTTING TIMES ON aPTT
RESULTS

Miloš M, Coen D, Zadro R

P7-14

PROCJENA UČINKOVITOSTI HEMATOLOŠKIH BROJAČA BAYER ADVIA 120 I ABBOTT CELL-DYN
(MODELI 3200 I 4000) U ODREĐIVANJU PETODJELNE DIFERENCIJALNE KRVNE SLIKE
EFFICACY ASSESSMENT OF DIFFERENTIAL BLOOD COUNT ON BAYER ADVIA 120 AND ABBOTT
CELL- DYN HEMATOLOGY ANALYZERS (MODELS 3200 AND 4000)

Juričević M, Alpeza I, Zadro R

P7-15

SEDIMENTACIJA ERITROCITA: USPOREDBA SUSTAVA ESR (ERYTHROCYTE SEDIMENTATION RATE)
S REFERENTNOM WESTERGREENOVOM METODOM
ERYTHROCYTE SEDIMENTATION: COMPARISON OF ERYTHROCYTE SEDIMENTATION RATE (ESR)
SYSTEM AND WESTERGREEN REFERENCE METHOD

Kunović B, Nimac A

P7-16

USPOREDBA KONCENTRACIJA LAKTATA IZMEĐU UZORAKA IZ KAPILARNE KRVI, VENSKE PUNE
KRV I VENSKE PLAZME UZETIH U MIROVANJU
DIFFERENCES IN LACTATE CONCENTRATION AMONG CAPILLARY BLOOD, VENOUS WHOLE BLOOD
AND VENOUS PLASMA SAMPLED AT REST

Čepić K, Šupe-Domić D, Dujmov I, Tocilj J

P7-17

PROVJERA METODE ZA ODREĐIVANJE KONCENTRACIJE PROOKSIDATIVNIH TVARI
EVALUATION OF THE METHOD FOR DETERMINATION OF PROOXIDATIVE SPECIES CONCENTRATION

Sokolić I, Rumenjak V, Dravinski Ž, Milardović S


Laboratorijski informatički sustavi / Informatization system in laboratory:

[P8]

P8-1

LABORATORIJSKI INFORMACIJSKI SUSTAV U IZGRADNJI
LABORATORY INFORMATION SYSTEM UNDER DEVELOPMENT
Plasaj T, Lukinac Lj, Nöthig-Hus D, Kusić Z

P8-2

DOSTAVA NALAZA ELEKTRONIČKOM POŠTOM VANJSKIM KORISNICIMA KLINIČKOG LABORATORIJA
DELIVERING CLINICAL LABORATORY RESULTS BY E-MAIL TO OUTPATIENT CONSUMERS
Brkić K, Vitunjski-Englert B, Lovreček J, Petrovečki M

P8-3

STRUKTURA I PRETPOSTAVKE ELEKTRONIČKOG POSLOVANJA U KLINIČKOM LABORATORIJU
ARRANGEMENT AND CONDITIONS OF ELECTRONIC BUSINESS IN CLINICAL LABORATORY
Šrenger V, Rogić D, Stavljenić-Rukavina A

P8-4

LABORATORIJSKI INFORMATIČKI SUSTAV
LABORATORY INFORMATION SYSTEMS
Štefanović M, Topić E, Tešija A, Vukelić N, Polenus S, Marković I, Šimić G, Polenus A

Razno / Miscenallea:

[P9]

P9-1

POLIMORFIZAM METILENTETRAHIDROFOLAT REDUKTAZE KAO ČIMBENIK RIZIKA ZA RAK GLAVE I VRATA
METHYLENETETRAHYDROFOLATE REDUCTASE POLYMORPHISM AND RISK OF HEAD AND NECK CANCER
Begonja A, Topić E, Štefanović M, Šimundić AM

P9-2

LABORATORIJSKI POKAZATELJI U INFEKCIJI TRICHINELLOM SPIRALIS
LABORATORY PARAMETERS IN TRICHINELLA SPIRALIS INFECTION
Šimek S, Pirija M, Honović L

P9-3

KLORIRANI UGLJIKOVODICI U MAJČINOM MLIJEKU NA PODRUČJU PRIMORSKO-GORANSKE ŽUPANIJE
MOTHER'S MILK AND ORGANOCHLORINE HYDROCARBONS IN CROATIAN NORTHERN ADRIATIC AREA
Kekić M, Živković A, Međugorac B

P9-4

UČINAK AKTIVNOSTI LIPOPROTEIN LIPAZE U SERUMU NA HDL I LDL
EFFECTS OF SERUM LIPOPROTEIN LIPASE ACTIVITY ON THE HDL AND LDL
Qujeq D, Farivar A

P9-5

ANTIKARDIOLIPINSKA PROTUTIJELA (ACL) KAO ČIMBENIK RIZIKA TRUDNOĆE
ANTICARDIOLIPIN ANTIBODY (ACL) AS RISK FACTOR IN PREGNANCY
Posavec Lj, Košec V, Stančić V, Gačina P, Koprčina M, Raić B, Petek M,

P9-6

ANTIOKSIDACIJSKI KAPACITET SERUMA U ODNOSU NA BIOKEMIJSKE PARAMETRE
PARALLEL INVESTIGATION OF SERUM ANTIOXIDANT POWER AND BIOCHEMICAL PARAMETERS
Salamunić I, Katalinić V, Miloš M

P9-7

PROCJENA ZRELOSTI PLUĆA FETUSA ODREĐIVANJEM BROJA LAMELARNIH ČESTICA U AMNIJSKOJ TEKUĆINI
ASSESSMENT OF FETAL LUNG MATURITY BY AMNIOTIC FLUID LAMELLAR BODY COUNTS
Kralik S, Mayer V, Bernt T, Suchanek E



P9-8

PROBIR NA NOVU AMINOKISELINSKU DEHIDROGENAZU IZ IRANSKOGA TLA KAO IZVORA MIKROORGANIZAMA
SCREENING FOR NEW AMINO ACID DEHYDROGENASE FROM IRANIAN SOIL AS A SOURCE OF MICROORGANISMS

Omidinia E, Khathami S, Omumi AR, Mirzahosieni H, Thaherkhani H, Samadi A

P9-9

ODREĐIVANJE KONCENTRACIJE TROMBOPOETINA I IL-6 U DJECE S REAKTIVNOM TROMBOCITOZOM U TIJEKU PNEUMONIJE
THROMBOPOIETIN AND IL-6 IN CHILDREN WITH THROMBOCYTOSIS DURING PNEUMONIA

Dodig S, Raos M, Kovač K, Nogalo B, Benko B, Glojnaric I, Čepelak I, Čepelak I

P9-10

PRAĆENJE RAZINE CIKLOSPORINA (2 SATA NAKON PRIMLJENE DOZE) U BOLESNIKA S TRANSPLANTIRANIM BUBREGOM
MONITORING RENAL TRANSPLANT PATIENTS BY MEASUREMENT OF 2-HOUR POST DOSE CYCLOSPORINE LEVELS

Hrabrić S, Čuka Husnjak S, Dvornik Š, Orlić P

P9-11

BIOKEMIJSKI I HEMATOLOŠKI PARAMETRI U BOLESNIKA S HEMORAGIJSKOM VRUĆICOM S BUBREŽNIM SINDROMOM
BIOCHEMISTRY AND HEMATOLOGY PARAMETERS IN PATIENTS WITH HEMORRHAGIC FEVER WITH RENAL SYNDROME

Skorvaga S, Garilović J, Včelik M

P9-12

UTVRĐIVANJE SPOLA DJETETA IZ KRVI MAJKE U RANOJ TRUDNOĆI
ANALYSIS OF FETAL GENDER FROM MATERNAL PLASMA IN EARLY PREGNANCY

Wagner J, Habek D, Lauc G

P9-13

DIJAGNOSTIČKI ZNAČAJ ODREĐIVANJA MORFOLOGIJE URINARNIH ERITROCITA FAZNO KONTRASTNIM MIKROSKOPOM

Diagnostic ROLE of Urinary Erythrocyte Morphology Determination BY Phase-Contrast Microscopy
Kronja Negro J, Nakić D, Valčić A

P9-14

KLIRENSI KREATININA (IZRAČUNATI I PROCIJENJENI) - USPOREDBA REZULTATA
CREATININE CLEARANCES (CALCULATED AND ESTIMATED) - RESULT COMPARISON

Predovan G, Baljak N, Kronja Negro J, Valčić A

P9-15

POREMEĆAJ METABOLIZMA GLUKOZE KOD TERAPIJE ATIPIČNIM ANTIPSIHOTICIMA
IMPAIRED GLUCOSE METABOLISM ASSOCIATED WITH ATYPICAL ANTIPSYCHOTIC DRUGS

Dundović S, Fijačko M, Pavela J, Šerić V, Cetina N

P9-16

KVALITATIVNA ANALIZA AMINOKISELINA NEKIH SVOJTA RODA 'HYPERICUM' TANKOSLOJNOM KROMATOGRAFIJOM
QUALITATIVE ANALYSIS OF AMINO ACIDS IN SOME TAXA OF THE GENUS HYPERICUM BY THIN-LAYER CHROMATOGRAPHY

Maleš Ž, Bilušić Vundać V, Plazibat M, Hazler Pilepić K, Kos N

P9-17

CMVpp65 ANTIGENEMIJA U ODNOSU NA SEROLOŠKI CMV STATUS PRIMATELJA TRANSPLANTATA BUBREGA

CMVpp65 ANTIGENEMIA ASSAY AND CMV SEROLOGY IN KIDNEY TRANSPLANT RECIPIENTS
Aralica M, Orlić P, Dvornik Š

P9-18

RASPODJELA PREOSJETLJIVOSTI NA ARTROPODE KOD STANOVNIŠTVA ZAGREBAČKE ŽUPANIJE
DISTRIBUTION OF HYPERSENSITIVITY TO ARTHROPODS IN THE ZAGREB COUNTY POPULATION

Cigula-Kurajica V, Popović-Grle S, Zovko V, Buneta L



P9-19

ODREĐIVANJE IgE U SERUMU DJECE S ASTMOM I POLENOZOM**SERUM IgE IN CHILDREN WITH ASTHMA AND POLLINOSIS***Dodig S, Brajković M, Živčić J, Raos M, Kovač K, Nogalo B*

P9-20

UČINAK DEKSAMETAZONA, AZITROMICINA I KLARITROMICINA NA KONCENTRACIJU SERUMSKOG AMILOID A PROTEINA (SAA) U EKSPERIMENTALNOM MODELU UPALE NA BALB/c MIŠEVIMA**INHIBITION OF SERUM AMYLOID A PROTEIN (SAA) RELEASE BY DEXAMETHASONE, AZITHROMYCIN AND CLARITHROMYCIN DURING EXPERIMENTAL INFLAMMATION IN BALB/c MICE***Glojnarčić I, Eraković V, Parnham MJ*

P9-21

ANALIZA AKTIVNOSTI LEKTINA KOJI VEŽE MANOZU U HUMANOM SERUMU**ANALYSIS OF MANNOSE BINDING LECTIN ACTIVITY IN HUMAN SERA***Šupraha-Goreta S, Floegel M, Lauc G*

P9-22

PRAĆENJE LIJEČENJA AFEKTIVNIH POREMEĆAJA LITIJEM**THERAPEUTIC MONITORING OF LITHIUM IN THE TREATMENT OF AFFECTIVE DISORDERS***Samošćanec K, Papić-Futač D, Topić E, Potkonjak J, Thaller V*

P9-23

ANIONI PROCIJEP I HIPOALBUMINEMIJA U BOLESNIKA JEDINICE INTENZIVNOG LIJEČENJA**ANION GAP AND HYPOALBUMINEMIA IN CRITICALLY ILL PATIENTS***Pavić M, Milevoj L, Hreljac M, Bronić A*

P9-24

DIJAGNOSTIČKA VRIJEDNOST MIJELOPEROKSIDAZA ANTINEUTROFILNIH CITOPLAZMATSKIH PROTUTIJELA U DIJAGNOZI BRZO PROGRESIVNOG GLOMERULONEFRITISA**DIAGNOSTIC VALUE OF MYELOPEROXIDASE ANTINEUTROPHIL CYTOPLASMIC ANTIBODY TESTING IN THE DIAGNOSIS OF RAPIDLY PROGRESSIVE GLOMERULONEPHRITIS***Fijačko M, Pavela J, Cetina N*

P9-25

UTJECAJ SPOLA, DOBI I TERAPIJE ORALNIM ANTIKOAGULANSIMA NA RAZINU ANTIGENA SLOBODNOG PROTEINA S**IMPACT OF SEX, AGE AND ORAL ANTICOAGULANT THERAPY ON THE FREE PROTEIN S LEVEL***Radić M, Coen D, Leniček-Krleža J, Zadro R*

P9-26

OTKRIVANJE FETALNOG RHESUS STATUSA I SPOLA POMOĆU BEZSTANIČNE FETALNE DNK U MAJČINOJ PLAZMI**DETECTION OF FETAL RHESUS-STATUS AND SEX BY USING CELL FREE FETAL DNA IN MATERNAL PLASMA***Atamaniuk J, Karimi A, Müller MM*



OPĆE OBAVIJESTI / GENERAL INFORMATION

Mjesto održavanja / Congress venue

**Kongresni centar Borik: Hotel DONAT,
HOTEL BORIK d. d., Majstora Radovana 7, 23000 Zadar
<http://www.hoteliborik.hr>**

*Congress Center Borik: Hotel DONAT
Hotel Complex BORIK, Majstora Radovana 7, 23000 Zadar, Croatia
<http://www.hoteliborik.hr>*

*Tel./Phone: +385 23 206 500, Fax: +385 23 332 065
E-mail: donat@hoteliborik.hr*

Registracija sudionika / Registration

**Registracija polaznika započinje u 10:00, srijeda, 24. 9. 2003.
*Registration desk will be opened at 10:00, Wednesday September 24, 2003.***

**Puna kotizacija do 1. 6. 2003. iznosi 100 EUR (nakon tog roka 150 EUR).
Za studente/znanstvene novake - 50 EUR (75 EUR), a za pratiocce 25 EUR (35 EUR).**

Puna kotizacija uključuje:

koktel dobrodošlice,
nazočnost znanstvenim sadržajima Kongresa,
kongresnu iskaznicu ('bedž'),
program,
knjigu sažetaka,
potvrđnicu,
kave za vrijeme odmora,
zajedničku večeru (hotel Puntamika),
domjenak nakon izleta,
svečani koncert,
dnevne karte za gradsku vožnju po Zadru

Registracija pratnje pokriva:

koktel dobrodošlice,
svečani koncert,
dnevne karte za gradsku vožnju po Zadru

Doplata za svečanu večeru iznosi 130 Kn.

Sudionici su dužni nositi kongresne značke tijekom cijelog trajanja Kongresa. Predavanjima će moći pristupiti samo osobe sa značkama.

Boja kongresnih iskaznica:

Plava – predavači
Crvena – organizatori Kongresa
Žuta – sudionici s punom registracijom
Narančasta - pratioci (sudionici s s djelomičnom registracijom)
Zelena - izlagači

Registration fee until June 1, 2003 is 100 EUR (after that 150 EUR). Fee for students is 50 EUR (75 EUR) and for accompanying person - 25 EUR (35 EUR).

It covers:

welcome cocktail,
scientific part of the Congress,
congress badge,
program,
book of abstracts,
certificate,
coffee breaks,



*get-together dinner (at Puntamika hotel),
cocktail after excursion,
concert,
daily tickets for city bus in Zadar and
closing ceremony.*

Accompanying person registration covers:

*welcome cocktail,
concert,
daily tickets for city bus in Zadar and
closing ceremony.*

Additional fee for Get-together dinner is 130 HRK.

Participants have to wear their badges throughout the Congress. Only participants with badges will be allowed to attend lectures.

Congress badge colors:

*Blue – lecturers
Red – congress organizers
Yellow – full registration participants
Orange – accompanying person (partial registration participants)
Green - exhibitors*

Potvrda o sudjelovanju / Certificate of Attendance

Izdaje se zadnjeg dana Kongresa u registracijskom uredu, a nakon što su podmirena sva dugovanja prema Kongresu.

Certificates will be issued at the registration desk on the last day of the Congress, after all obligations to the Congress have been settled.

Bodovanje

Sudjelovanje na Kongresu boduje se od strane Hrvatske komore medicinskih biokemičara: (predavači I prvi autori postera - 3 boda, pasivni sudionici – 2 boda).

Plaćanje / Payment

**Na mjestu ili putem žiro-računa HDMB:
Zagrebačka banka, Zagreb
2360000-1101318371,
(s naznakom: "za 4. kongres HDMB")**

*On site: in kunas (Croatian currency) or bank transfer to:
Croatian Society of Medical Biochemists,
Domagojeva 2, Zagreb, Zagrebačka banka, Zagreb*

*Account number for foreign participants: ZABA HRXX 2500-3296504
(With a note: "for 4th Croatian Congress of Medical Biochemists")*

Bank

Official currency in Croatia is Croatian Kuna (HRK). The official exchange rates:

**1 EUR = 7.49 HRK* (September 6, 2003)
1 USD = 6.85 HRK* (September 6, 2003)**

**Please note that these rates are variable.*

Banks and post offices are normally opened from 8:00 AM to 7:00 PM, Monday through Friday. There are also large number of cash machines throughout the town, accepting bank cards and most credit cards.



Jezik / Language

Službeni jezici Kongresa su hrvatski i engleski jezik.
The official languages of the Congress are Croatian and English.

Putovnice i vize / Passport and visas

Visitors to Croatia must have valid passports. Please consult the nearest Croatian consulate for details.

Polazak autobusom

Za odlazak na Kongres osiguran je organizirani prijevoz. Polazak autobusa je u srijedu 24. 9. 2003. u 11:00 ispred glavne pošte u Zagrebu (Glavni kolodvor). Točno vrijeme odlaska s Kongresa biti će objavljeno na Kongresu.

Transfer aerodrom - hotel / Transfer from airport to hotel:

Organizirani prijevoz, pokriveni dolasci prema redu letenja.
Organized transfer according to the flight time table.

Electricity supply

220 – 240V (50 Hz)

Posteri / Posters

Posteri se postavljaju prema definiranoj šifri postera na za to predviđene panoe - u četvrtak 25.9.2003. 8:00 do 8:30
Posteri su izloženi cijelo vrijeme trajanja Kongresa, a skidaju se u nedjelju 28.9.2003 do 12:00.

Posters have to be set to poster boards according to poster ID number - on Thursday September 25 2003. 8:00 – 8:30.
Posters are displayed throughout the Congress and have to be taken off on Sunday, September 28, 2003 by 12:00.

Posterske sekcije / Poster sections

Mole se autori da u zadano vrijeme budu prisutni kod svojih radova:

Posterska sekcija I (posteri P1-1 do P7-17): četvrtak 25.9.2003. 12:30 – 13:00

Posterska sekcija II (posteri P8-1 do P9-26): petak 26.9.2003. 12:30 – 13:00

Ako ste spriječeni u naznačeno vrijeme biti uza svoj poster, molimo da uz poster ostavite obavijest gdje Vas se i kada može naći.

Authors are asked to be by their poster at this time:
Poster section I (posters P1-1 to P7-17): Thursday September 25 2003 from 12:30 – 13:00
Poster section II (posters P8-1 to P9-26): Friday September 26 2003 from 12:30 – 13:00

If you are not able to be by your poster at these times, please leave a note on your poster specifying the time when and where you are available.

Izmjene u programu / Program changes

Organizatori ne snose odgovornost za promjene u programu nastale zbog objektivnih uzroka.

Organizers are not responsible for program changes due to objective circumstances.

**Radno vrijeme registracijskog mjesta / Registration desk hours**

Srijeda 24.9.2003. 10:00 do 19:00

Četvrtak 25.9.2003. 8:00 do 18:30

Petak 26.9.2003. 8:00 do 18:30

Subota 27.9.2003. 8:00 do 12:00

Nedjelja 28.9.2003. 8:00 do 12:00

Wednesday, September 24, 2003 17:00 to 18:30

Thursday, September 25, 2003 8:00 to 18:30

Friday, September 26, 2003 8:00 to 18:30

Saturday, September 27, 2003 8:00 to 18:30

Sunday, September 28, 2003 8:00 to 12:00

Kongresni ured / Congress office


Za sva predavanja osigurana su računala s LCD projektorom i programskim paketom Windows® XP / MS Office® XP.

Kongresni ured (u neposrednoj blizini kongresne dvorane) biti će na raspolaganju svaki dan od 8:00 do 18:30. Mole se predavači da isprobaju svoju prezentaciju najkasnije 1 sat prije simpozija u sastavu kojeg imaju predavanje.

Computers (PC) with LCD projector and software package Windows® XP / MS Office® XP are provided for all lectures.

Congress office will be available every day from 8:00 to 18:30. Lecturers are asked to try their presentations no later than 1 hour before corresponding symposium.

Prikaz Hotelskog kompleksa Borik / Hotel complex Borik view







TVRTKE SUDIONICI KONGRESA / COMPANIES ATTENDING CONGRESS

A&B d.o.o.
Abbott Laboratories S.A.-Diagnostics
B.I.G. B.L.U.E. d.o.o.
Biomax d.o.o.
Biomedica, Medizineprodukt GmbH & CoKG
Biovit d.d.o.
Chrono d.o.o.
DADE BEHRING Austria, GmbH
Diagnostica Skalpeli d.o.o.
Gorea d.o.o.
Gramat – Loris d.d.
Herbos dijagnostika d.o.o.
Hermes analitica d.o.o.
Hrvatska komora medicinskih biokemičara
Jasika d.o.o.
Kavlin d.o.o.
LKB d.o.o.
MAMM d.o.o.
Medias d.o.o.
Medical Intertrade d.o.o.
Medicina- romet d.o.o.
Medika d.d.
Medilab d.o.o.
MES d.o.o.
META-LAB d.o.o.
Newport medical, GmbH
Nirosta d.o.o.
Olympus d.o.o.
Ortho-Clinical Diagnostics a Johnson&Johnson company S.E.
d.o.o.
Pliva d.d.
POLOPLUS d.o.o.
Roche diagnostics, P.O. Adriatic region C/O Adriamed d.o.o.
Samson informatika d.o.o.
Sanolabor d.o.o.
TEA-MEDICINA d.o.o.

